

Universal Digital / Analog Audio Converter with Dolby Digital Decoder - ID# 740



Operation Manual

Introduction

The Universal Digital/Analog Audio Converter with Dolby Digital Decoder is a gadget that can convert Optical, Coaxial and L/R audio signals with output sound guarantee. With the ability to convert digital signals into analog and analog signals into digital, this gadget supports the simultaneous conversion of audio formats so when you are converting Optical into L/R audio you can also convert it into Coaxial and enjoy it without pop sound or suddenly disappear. Therefore, if you find yourself limited by multiple audio formats, why not consider the Universal Digital/Analog Audio Converter with Dolby Digital Decoder and find out what pure audio sounds like.


Applications

- Analog audio to digital audio signal conversion
- Digital audio to analog audio signal conversion with Dolby Digital Decoder
- Simultaneously digital and analog audio output

Features

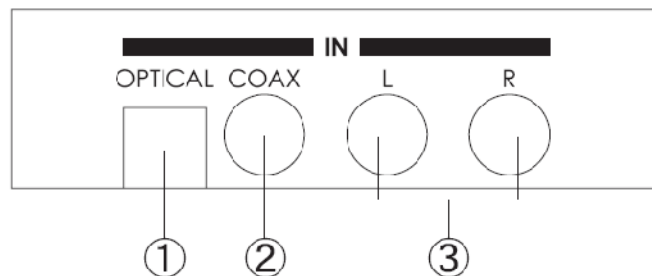
- Dolby Digital Decoder technology embedded
- Integrated digital interpolator filter and Digital-to-Analog Converter (DAC)
- Integrated Analog –to-Digital Converter (ADC)
- Supports sampling frequencies from 32 to 96kHz
- Provides electromagnetic-noise-free transmission
- Easy to install and operate
- Compact and elegant design

Operation Controls and Functions Top Panel



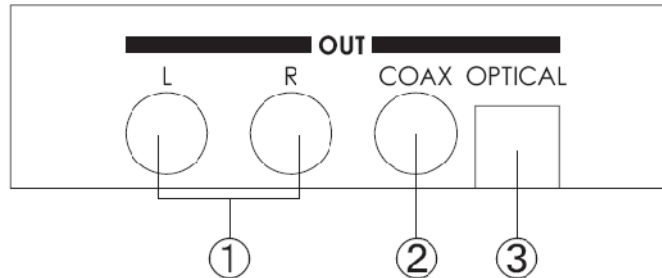
- ① When the device is turned on the LED is green, and when turned off the devices LED is red. When the power plug us connected with AC wall outlet the device will automatically turn on.
- ② **Dolby Digital LED indicator:** When the input source is with Dolby Digital signal the LED will illuminate in red and if its without the LED will not illuminate.
- ③ **Input Analog 2CH LED indicator:** When selecting L/R input, the blue LED will turn on.
- ④ **Input Coax LED indicator:** When selecting Coaxial input, the blue LED will switch on.
- ⑤ **Input Optical LED indicator:** When selecting Optical input, the blue LED will turn on.

Right Panel



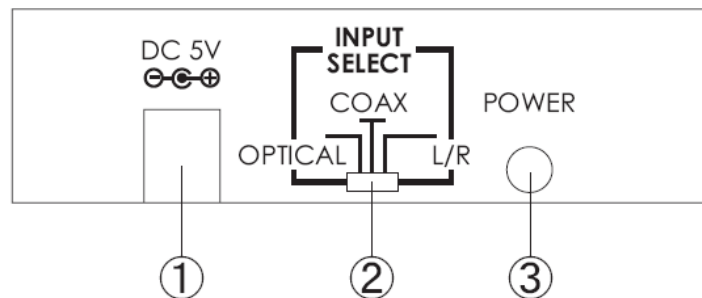
- ① **OPTICAL:** The audio sources optical cable connects here.
- ② **COAX:** Connect audio sources Coaxial cable in this socket.
- ③ **L/R:** This is where you insert the audio sources L/R cable.

Left Panel




- ① **L/R:** Connect to a compatible audio device, such as a TV or amplifier with an L/R audio cable.
- ② **COAX:** Connect to an audio sources (TV or amplifier) coaxial input.
- ③ **OPTICAL:** This is used to connect with a TV or amplifiers optical jack.

Back Panel



- ① **DC 5V Power Jack:** Plug the 5V 1A DC power supply into the unit and connect the adaptor to an AC wall outlet.
- ② **INPUT SELECT:** Use this switch to select the current audio source, either optical, coaxial or L/R.
- ③ **Power Switch:** Push the button to turn on or switch off the device.

Connection



Audio Specifications

IN \ OUT	Output	Output	T.H.D+N (A-Weight)	Frequency Response	SNR	Crosstalk
Optical 0dBFS	Optical	0 dBFS	<0.00001%	0 dBFS	>144 dB	<-161 dB
	Coaxial	0 dBFS	<0.00001%	0 dBFS	>144 dB	<-161 dB
	Line-Out	1.8Vrms±0.1	<0.01%	<0.5 dB	>109 dB	<-100 dB
Coaxial 0dBFS	Optical	0 dBFS	<0.00001%	0 dBFS	>144 dB	<-161 dB
	Coaxial	0 dBFS	<0.00001%	0 dBFS	>144 dB	<-161 dB
	Line-Out	1.8Vrms±0.1	<0.01%	<0.5 dB	>108 dB	<-100 dB
Line 2Vrms	Optical	0 dBFS	<0.00001%	<0.5 dB	>96 dB	<-113 dB
	Coaxial	0 dBFS	<0.00001%	<0.5 dB	>96 dB	<-113 dB
	Line-Out	1.8Vrms±0.1	<0.01%	<1 dB	>95 dB	<-100 dB

Input Audio to Output Audio Chart

Audio Input	Input Format	Audio Output		
		Analog L/R	COAXIAL	OPTICAL
Analog L/R	Analog 2CH	Analog 2CH	LPCM 2CH	
COAXIAL	LPCM 2CH	Analog 2CH	LPCM 2CH	
OPTICAL	Dolby Digital	Decoding Lt/Rt	Bypass	

Specifications

Input Ports	Optical, Coaxial and L/R
Input Format	LPCM 2CH and Dolby Digital from Optical/Coaxial
Sample Frequency	32kHz, 96kHz
Output Ports	Coaxial, Optical and L/R
L/R Input Impedance	47K Ω
L/R Output Impedance	600 Ω
ESD Protection	Human body model: $\pm 10\text{kV}$ (air-gap discharge) $\pm 6\text{kV}$ (contact discharge)
Power Supply	5V / 1A DC (US/EU standard, CE/FCC/UL certified)
Dimensions(mm)	97(W) x 85(D) x 35(H)
Weight(g)	120
Chassis Material	Plastic
Silkscreen Color	White
Operating Temperature	0°C~40°C / 32°F~104°F
Storage Temperature	-20°C~60°C / -4°F~140°F
Power Consumption	1W
Relative Humidity	20~90% RH (non-condensing)