

# Stereo to SPDIF audio delay Converter Box - **ID# 691**



**Operation Manual**

## Introduction

Stereo to SPDIF audio delay Converter Box is designed to convert an analog stereo audio signal from L/R input to Coaxial SPDIF and TOSLink Optical outputs simultaneously. There is also an additional selectable audio delay (150 millisecond) feature. This allows you to delay the audio output to match the video signal/adjust AV sync when necessary.

The unit also works as a converter and/or splitter allowing you to use one output or both at the same time. For example you could output via TOSLink to one receiver, and output via Coaxial to another receiver at the same time.

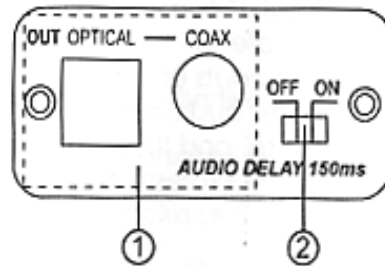
The output digital audio signal is 2-Channel uncompressed LPCM (Linear Pulse Code Modulation) with sampling rate at 48KHz. Both Optical Fiber and Coaxial cables connected to the outputs of the unit can run up to 5 meters while still providing reliable and lossless audio signal transmission.

## Features

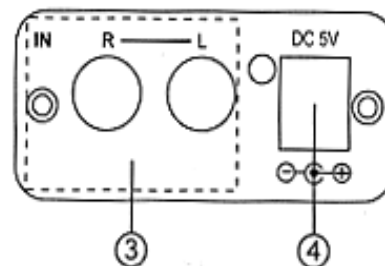
1. Audio delay technology provides 150 min-seconds delay and no delay options on audio output for user to adjust lip sync (or A/V sync) when necessary.
2. Supports uncompressed 2-channel LPCM (Linear Pulse Code Modulation) digital audio signal output.
3. Supports output sampling rate at 48 KHz.
4. Provides electromagnetic-noise-free transmission.
5. Easy to install and simple to operate.

## Operating Functions and Controls

**Front Panel**




**Rear Panel**



- 1. Coaxial and TOSLink (Optical Fiber) Output Ports:** Connect the output ports to the Coaxial or TOSLink (Optical Fiber) input port of audio equipments such as audio amplifier and AV receiver, using proper cable.
- 2. Audio Delay Selection:** Use this mini switcher to turn ON/OFF the audio delay function. When it's turned on, the audio output will be 150 ms later than the original audio source.
- 3. L/R Analog Audio Input Ports:** Connect L/R RCA jacks to the audio output ports of audio amplifier, AV receiver, LCD TV, or DVD player.
- 4. Power:** Plug 5V DC power supply into the unit and connect the adaptor to AC wall outlet.

## Installation



## Specifications

- **Input:** Stereo R/L
- **Output:** 1 x TOSLink (Optical Fiber) , 1 x Coaxial
- **Power:** 5V/0.36-0.5A DC (US/EU standards, CE/FCC/UL certified)
- **Dimension:** 67(W) x 50(D) x 23(H)
- **Weight:** 30g
- **Chassis Material:** Plastic
- **Silk Skin Color:** White
- **Operating Temperature:** Operating from 0°C - 40°C