

HDMI 4Kx2K Audio Inserter # 15218



Operation Manual

Introduction

The HDMI 4K×2K Audio Inserter allows an external audio signal to be inserted into your HDMI or DVI (with an HDMI to DVI adaptor) signal path. The unit allows you to insert analog stereo or multi-channel surround sound (via the digital optical input) giving you the flexibility to add your choice of audio to the video while extending your HDMI signal. It also has the added benefit of 4K×2K and 3D support, allowing full resolution video and eliminating the need to downscale the image.

Features

- Compliant with HDMI, HDCP 1.2 and DVI 1.0
- Supports HDMI audio sampling rates up to 192kHz
- Supports Optical (S/PDIF) digital audio sampling rates up to 192kHz
- Supports analog (L/R) audio sampling rate up to 48kHz
- Supports selection of original HDMI audio or embedding of external Digital or Analog audio into HDMI signal pathway
- HDMI supports high-bit-rate (HBR) audio
- Supports maximum input and output HDMI cable lengths of up to 15 meters each at 1080p/8-bit resolution or 10 meters each at 1080p/12-bit or 4K×2K resolution
- Supports DVI conversion with HDMI to DVI adaptor
- Supports CEC bypass function
- Supports 4K×2K@24/30Hz resolution and 3D signals

Note: For playback of 4K×2K/3D HDMI source signals, a 4K×2K/3D capable display and High Speed HDMI cables are required.

Applications

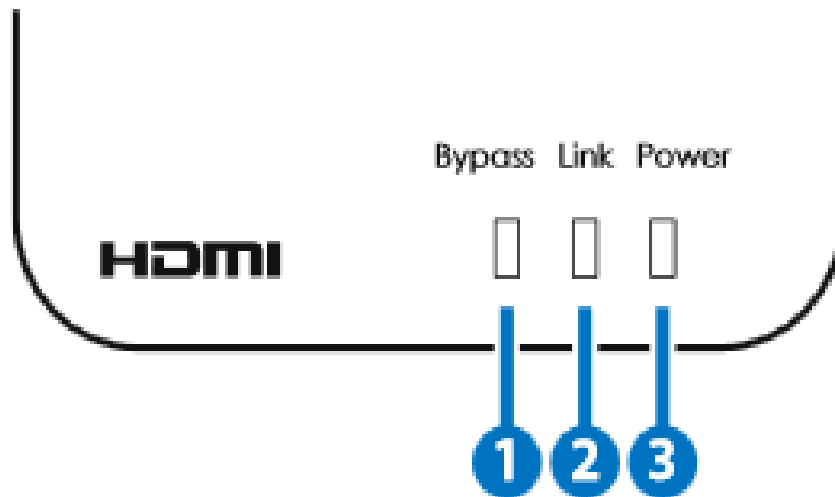
- Embed external audio into an HDMI signal
- Integrate DVI video and an audio signal into a single HDMI output (requires HDMI to DVI adaptor)
- Replace the original HDMI audio with an external audio source

System Requirements

Source device such as a PC/Laptop or Blu-ray/DVD player and TV/display or AV receiver with suitable HDMI connection cables

Operation Controls and Functions

Top Panel



1. Bypass LED:

This LED will illuminate when the audio input is switched to HDMI, bypassing the external audio inputs

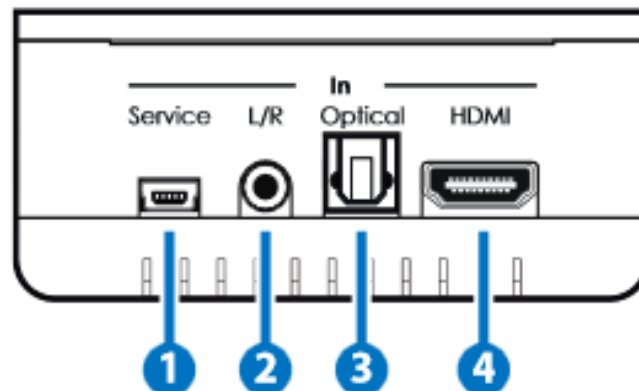
2. Link LED:

This LED will illuminate when an active HDMI signal is being received.

3. Power LED:

This LED will illuminate when the unit is connected to an active power supply.

Right Panel



1. Service:

Manufacturer use only.

2. L/R In:

Connect to an analog audio source such as a PC/Laptop or

DVD/Blu-ray player with a stereo analog (L/R) audio signal output.

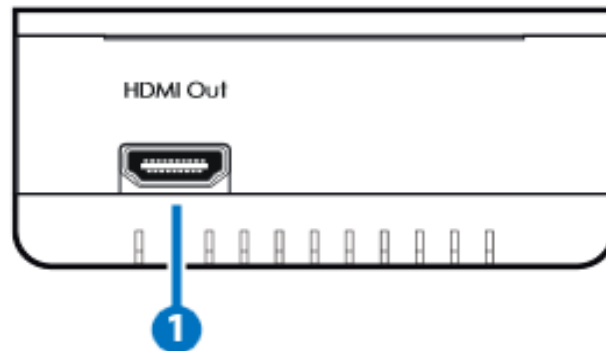
3. Optical In:

Connect to a digital audio source such as AV receiver or DVD player with a digital optical signal output.

4. HDMI In:

Connect to a source such as Blu-ray player, games console or PC/laptop with an HDMI output

Left Panel

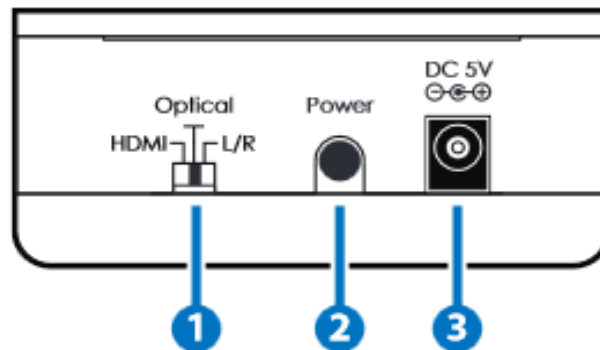


1. HDMI Out:

Connect to a TV/display with an HDMI cable for output of the combined audio/video HDMI signal.

Note: For playback of 4K×2K/3D HDMI source signals, a 4K×2K/3D capable display and High Speed HDMI cables are required

Rear Panel



1. Input Switch:

This switch allows the user to select the required audio input to be inserted into the HDMI signal.

HDMI: Selects the original audio of the HDMI source device.

Optical: Selects the external audio of the digital optical audio source.

L//R: Selects the external audio of the analog stereo (L/R) audio source.

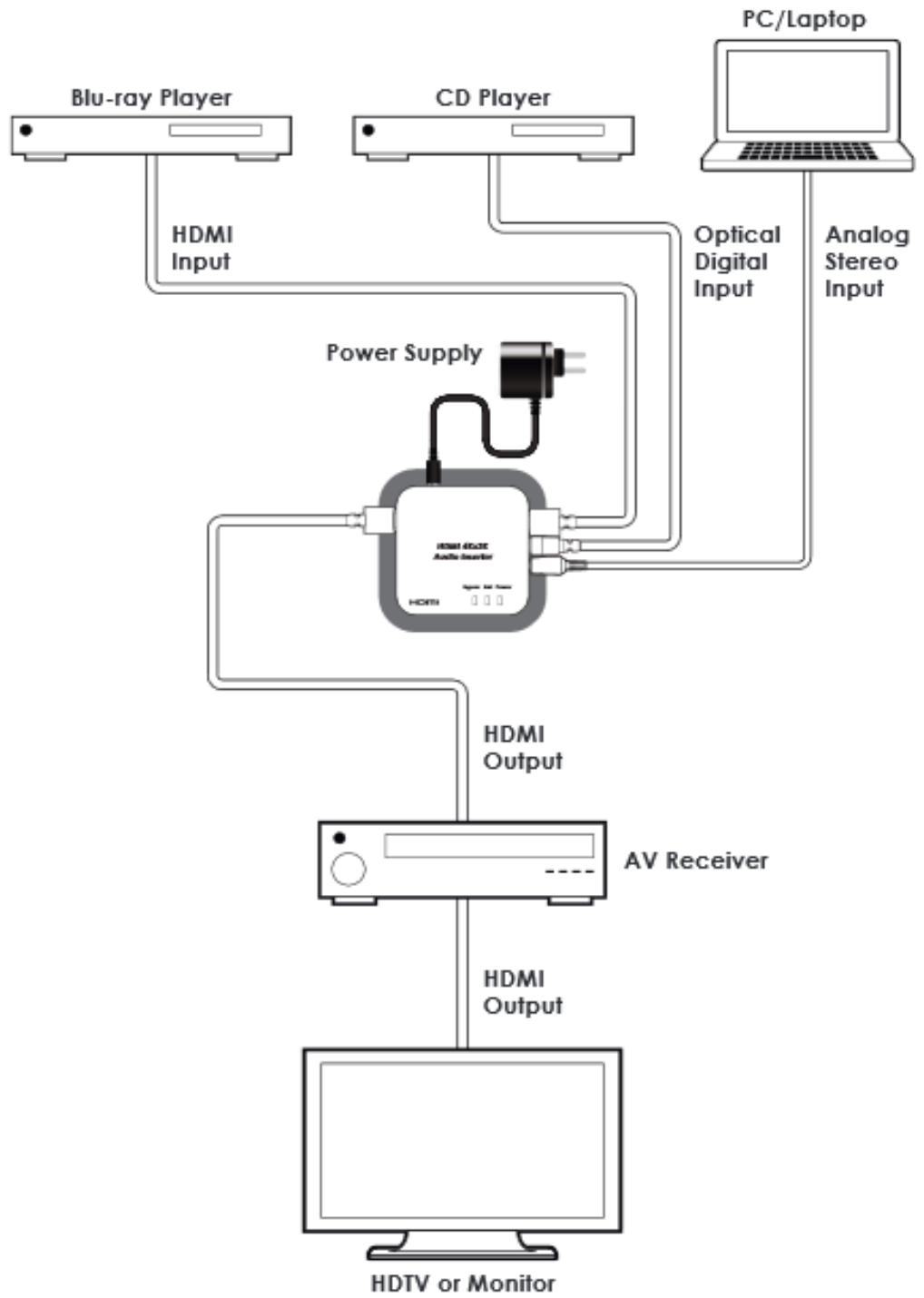
2. Power Button:

Press this button to switch the unit on or to set it into standby mode.

3. DC 5V:

Connect the 5V DC power supply to the unit and plug the adaptor to an AC wall outlet

Connection Diagram



Specifications

Video Bandwidth	300Mbps/10.2Gbps
Input Ports	1×HDMI, 1×Optical, 1×3.5mm Mini-jack, 1×Mini-USB (Manufacturer use only)
Output Port	1×HDMI
Audio Sampling Rates	HDMI: Up to 192kHz S/PDIF (Optical): Up to 192kHz L/R: Up to 48kHz
HDMI Audio Formats	LPCM 2/5.1/7.1CH, Dolby Digital 2~5.1CH, DTS 2~5.1CH, Dolby Digital Plus, Dolby TrueHD & DTS-HD Master Audio
Optical Audio Formats	LPCM 2CH, Dolby Digital 2~5.1CH & DTS 2~5.1CH L/R Audio Format Analog Stereo 2CH
HDMI Cable I/O Distance	15m (1080p@8-bit), 10m (1080p@12-bit), 10m (4K×2K)
Power Supply	5V/1.2A DC (US/EU standards, CE/FCC/ UL certified)
ESD Protection	Human body model: ±8kV (air-gap discharge) ±6kV (contact discharge)
Dimensions	85mm (W)×87.5mm (D)×34mm(H)
Weight	102g
Chassis Material	Plastic
Color	White
Operating Temperature	0℃~40℃ / 32℉~104℉
Storage Temperature	-20℃ ~ 60℃ / -4℉ ~ 140℉
Relative Humidity	20 ~ 90 % RH (non-condensing)
Power Consumption	2.37 W