

HDMI 4Kx2K 1x1 Repeater

15220



Operation Manual

Introduction

The HDMI4K×2K Repeater is an advanced solution for extending an HDMI signal. It amplifies and equalizes the HDMI signal to provide high quality audio and video allowing you to extend the HDMI cable distance a further 15 meters at 1080p@60Hz/8-bit resolution.

Features

- Compliant with HDMI, HDCP 1.2 and DVI 1.0
- Supports HDMI audio sampling rates up to 192kHz
- HDMI supports high-bit-rate (HBR) audio
- Supports maximum input and output HDMI cable lengths of up to 15 meters each at 1080p/8-bit resolution or 10 meters each at 1080p/12-bit or 4K×2K resolution
- Supports the equalization and recovery of incoming TMDS data before re-transmission with optimal signal quality
- Fully HDCP compliant
- Supports DVI conversion with HDMI to DVI adaptor
- Supports CEC bypass function
- Supports 4K×2K resolution and 3D signals

Note: For playback of 4K×2K/3D HDMI source signals, a 4K×2K/3D capable display and High Speed HDMI cables are required

Applications

- Extend the operating distance of a 4K×2K HDMI connection
- Extend the distance between HDMI matrix systems

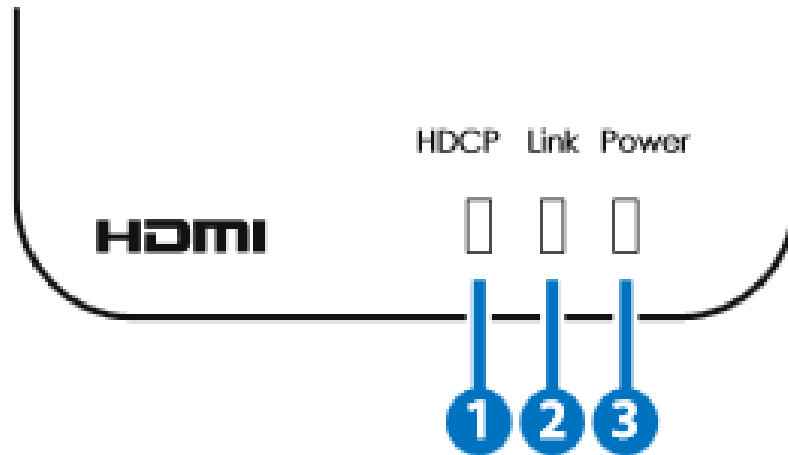
System Requirements

Source device such as a PC/Laptop or Blu-ray/DVD player and TV/display or AV receiver with suitable HDMI connection cables.



Operation Controls and Functions

Top Panel



1. HDCP LED:

This LED will illuminate when an HDCP encoded HDMI signal has been detected.

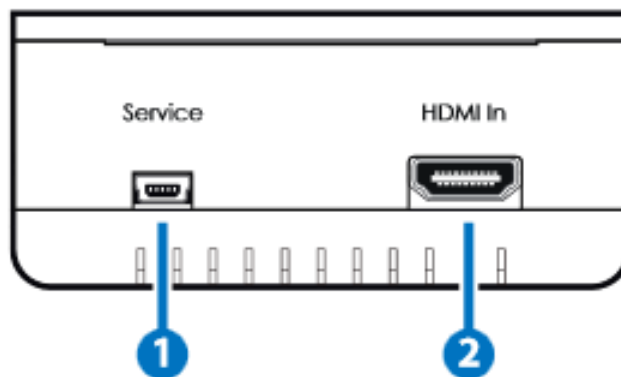
2. Link LED:

This LED will illuminate when an active HDMI signal is being received.

3. Power LED:

This LED will illuminate when the unit is connected to an active power supply.

Right Panel



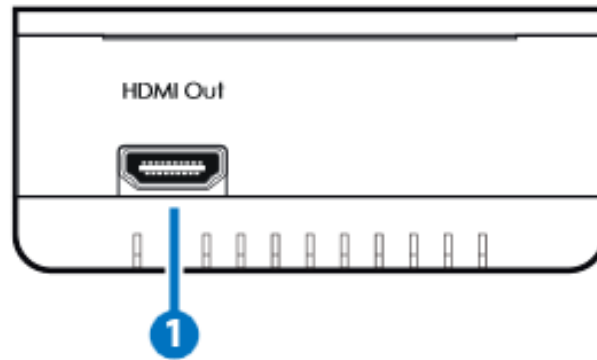
1. Service:

Manufacturer use only.

2. HDMI In:

Connect to a source such as Blu-ray player, games console or PC/laptop with an HDMI output

Left Panel

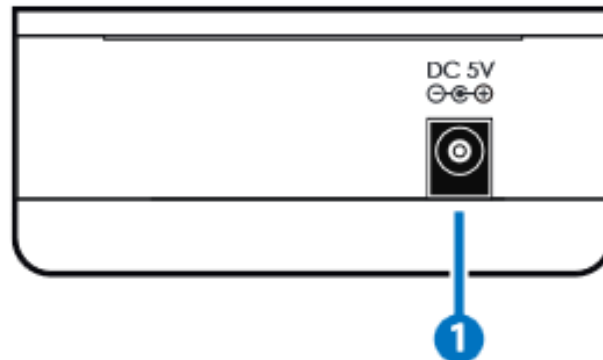


1. HDMI Out:

Connect a TV/display with an HDMI cable for output of the combined audio/video HDMI signal.

Note: For playback of 4K×2K/3D HDMI source signals, a 4K×2K/3D capable display and High Speed HDMI cables are required

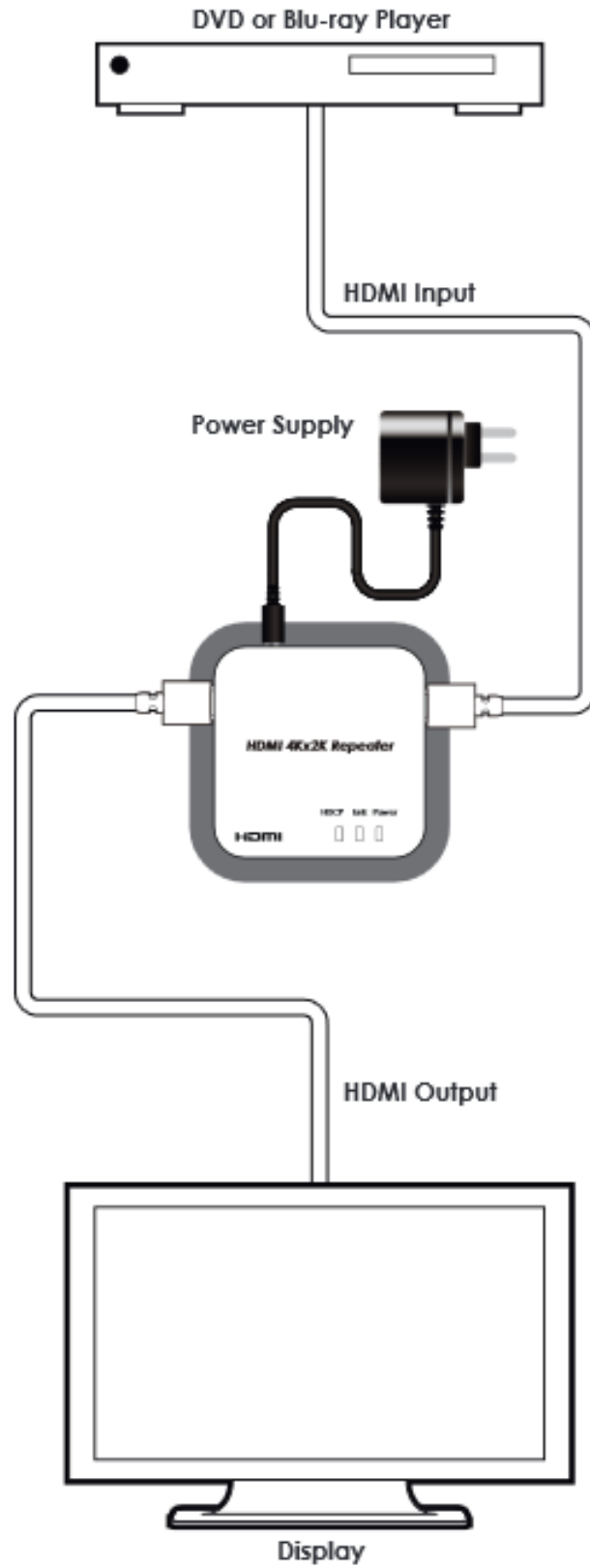
Rear Panel



1. DC 5V:

Connect the 5V DC power supply to the unit and plug the adaptor into an AC wall outlet.

Connection Diagram



Specifications

Video Bandwidth	300Mbps/10.2Gbps
Input Ports	1×HDMI, 1×Mini-USB (Manufacturer use only)
Output Port	1×HDMI
Audio Sampling Rates	HDMI: Up to 192kHz
HDMI Audio Formats	LPCM 2/5.1/7.1CH, Dolby Digital 2~5.1CH, DTS 2~5.1CH, Dolby Digital Plus, Dolby TrueHD & DTS-HD Master Audio
HDMI Cable I/O Distance	10m@1080p/12-bit, 15m@1080p@8-bit, 10m@4K×2K
Power Supply	5V/1.2A DC (US/EU standards, CE/FCC/UL certified)
ESD Protection	Human body model: ±8kV (air-gap discharge) ±6kV (contact discharge)
Dimensions	85mm (W)×87.5mm (D)×34mm (H)
Weight	102g
Chassis Material	Plastic
Silkscreen Color	White
Operating Temperature	0℃~40℃ / 32℉~104℉
Storage Temperature	-20℃ ~ 60℃ / -4℉ ~ 140℉
Relative Humidity	20 ~ 90 % RH (non-condensing)
Power Consumption	2.5W