



**CLUX-2EN**  
1 by 2 HDMI Splitter

Operation Manual



## **DISCLAIMERS**

The information in this manual has been carefully checked and is believed to be accurate. Cypress Technology assumes no responsibility for any infringements of patents or other rights of third parties which may result from its use.

Cypress Technology assumes no responsibility for any inaccuracies that may be contained in this document. Cypress also makes no commitment to update or to keep current the information contained in this document.

Cypress Technology reserves the right to make improvements to this document and/or product at any time and without notice.

## **COPYRIGHT NOTICE**

No part of this document may be reproduced, transmitted, transcribed, stored in a retrieval system, or any of its part translated into any language or computer file, in any form or by any means—electronic, mechanical, magnetic, optical, chemical, manual, or otherwise—without express written permission and consent from Cypress Technology.

© Copyright 2011 by Cypress Technology.

All Rights Reserved.

Version 1.1 August 2011

## **TRADEMARK ACKNOWLEDGMENTS**

All products or service names mentioned in this document may be trademarks of the companies with which they are associated.





## SAFETY PRECAUTIONS

Please read all instructions before attempting to unpack, install or operate this equipment and before connecting the power supply.

Please keep the following in mind as you unpack and install this equipment:

- Always follow basic safety precautions to reduce the risk of fire, electrical shock and injury to persons.
- To prevent fire or shock hazard, do not expose the unit to rain, moisture or install this product near water.
- Never spill liquid of any kind on or into this product.
- Never push an object of any kind into this product through any openings or empty slots in the unit, as you may damage parts inside the unit.
- Do not attach the power supply cabling to building surfaces.
- Use only the supplied power supply unit (PSU). Do not use the PSU if it is damaged.
- Do not allow anything to rest on the power cabling or allow any weight to be placed upon it or any person walk on it.
- To protect the unit from overheating, do not block any vents or openings in the unit housing that provide ventilation and allow for sufficient space for air to circulate around the unit.

## REVISION HISTORY

| VERSION NO. | DATE DD/MM/YY | SUMMARY OF CHANGE       |
|-------------|---------------|-------------------------|
| RDV1        | 29/08/12      | Preliminary Release     |
| VS0         | 24/06/13      | Updated format/diagrams |



## CONTENTS

|  |          |
|--|----------|
| <b>1. Introduction</b> .....                     | <b>1</b> |
| <b>2. Applications</b> .....                     | <b>1</b> |
| <b>3. Package Contents</b> .....                 | <b>1</b> |
| <b>4. System Requirements</b> .....              | <b>1</b> |
| <b>5. Features</b> .....                         | <b>2</b> |
| <b>6. Operation Controls and Functions</b> ..... | <b>3</b> |
| 6.1 Front Panel.....                             | 3        |
| 6.2 Rear Panel .....                             | 3        |
| <b>7. Connection Diagram</b> .....               | <b>4</b> |
| <b>8. Specifications</b> .....                   | <b>5</b> |
| <b>9. Acronyms</b> .....                         | <b>6</b> |





## 1. INTRODUCTION

This 1 by 2 HDMI Splitter can split and distribute a single HDMI input into 2 identical HDMI outputs without any loss of quality. It supports a wide range of HDMI features including high definition video and lossless audio, 3D, and 12-bit Deep Color.

## 2. APPLICATIONS

- Simultaneously display an HDMI source on up to 2 displays
- Retail sales display
- Home entertainment HD distribution
- HDTV/Projector distribution

## 3. PACKAGE CONTENTS

- 1 by 2 HDMI Splitter
- 5 V/2.6 A DC Power Supply Adaptor
- Operation Manual

## 4. SYSTEM REQUIREMENTS

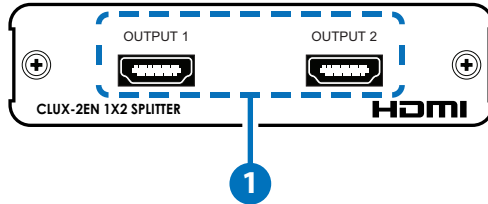
- Source equipment with HDMI output
- Displays (TV/Projector/monitor) with HDMI input

## 5. FEATURES

- Supports HDTV resolutions up to 1080p60 and PC resolutions up to WUXGA (1920×1200 Reduced Blanking)
- HDMI and HDCP compliant
- Supports up to 12-bit Deep color
- Supports up to 7.1 channels of high definition audio: LPCM, Dolby Digital, Dolby Digital Plus, Dolby TrueHD, DTS, and DTS-HD Master Audio transmission (32~192 kHz Fs sample rate)
- Supports 3D signals
- Supports HDMI input cable lengths of up to 15 meters (8-bit)/10 meters (12-bit) and HDMI output cable lengths of 15 meters (8-bit)/10 meters (12-bit)
- Cascades up to 3 layers
- Power LED indicator
- Locking power supply unit

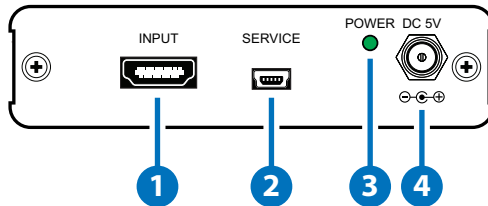
## 6. OPERATION CONTROLS AND FUNCTIONS

### 6.1 Front Panel



- 1 OUTPUT 1/2:** Connect each of the HDMI outputs to HDMI displays for simultaneous HDMI distribution.

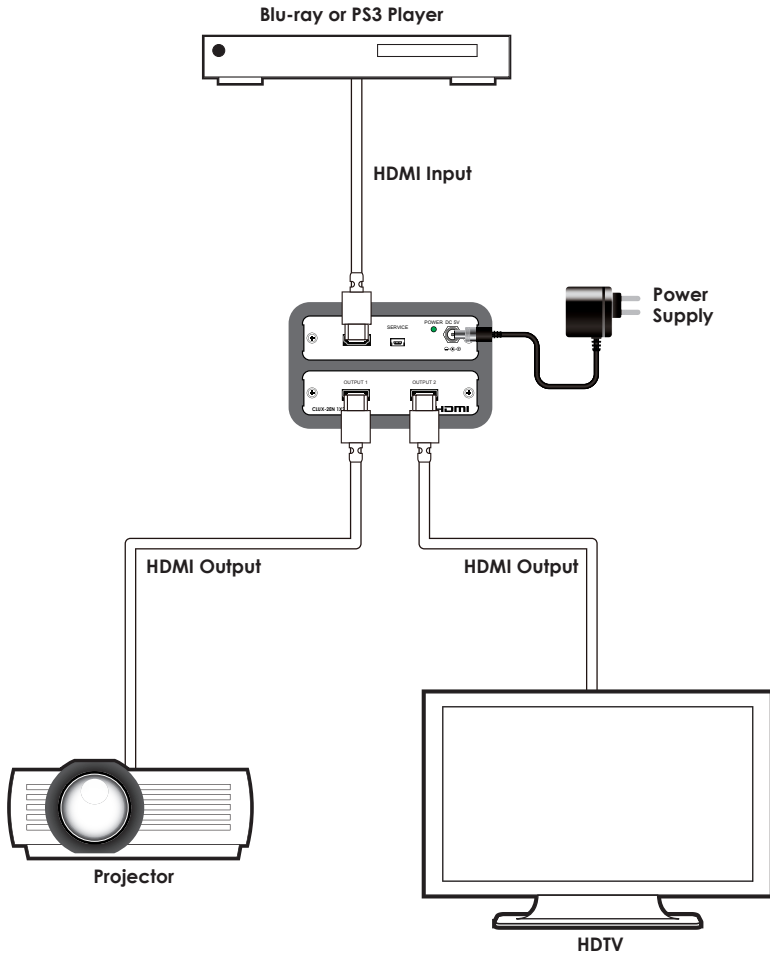
### 6.2 Rear Panel



- 1 INPUT:** Connect the input port to the HDMI or DVI output (using a DVI to HDMI adaptor) of your source equipment such as DVD/Blu-ray player, game console, or set-top box.
- 2 SERVICE:** Manufacturer use only.
- 2 POWER LED:** The power LED will illuminate when the unit is powered.
- 4 DC 5V:** Connect the 5V DC power supply to the unit and plug the adaptor into an AC wall outlet.



## 7. CONNECTION DIAGRAM





## 8. SPECIFICATIONS

|                              |  |
|------------------------------|--|
| <b>Video Bandwidth</b>       | 225 MHz/6.75 Gbps  |
| <b>Input Ports</b>           | 1×HDMI (Female), 1×USB (Service only)  |
| <b>Output Ports</b>          | 2×HDMI (Female)  |
| <b>Output Resolution</b>     | 480i ~ 1080p@24/50/60 up to 12-Bit Color Depth, and VGA ~ WUXGA(RB)                |
| <b>HDMI Input Cable</b>      | 15m (1080p 8-bit)/10m (1080p 12-bit)   |
| <b>HDMI Output Cable</b>     | 15m (1080p 8-bit)/10m (1080p 12-bit)   |
| <b>Power Supply</b>          | 5 V/2.6 A DC (US/EU standards, CE/FCC/UL certified), Locking Type, center positive |
| <b>ESD Protection</b>        | Human body model:<br>±8kV (air-gap discharge)<br>±4kV (contact discharge)          |
| <b>Dimensions</b>            | 103 mm (W)×155 mm (D)×25 mm (H)  |
| <b>Weight</b>                | 298 g  |
| <b>Chassis Material</b>      | Metal  |
| <b>Color</b>                 | Black  |
| <b>Operating Temperature</b> | 0 °C ~ 40 °C/32 °F ~ 104 °F  |
| <b>Storage Temperature</b>   | -20 °C ~ 60 °C / -4 °F ~ 140 °F  |
| <b>Relative Humidity</b>     | 20 ~ 90 % RH (non-condensing)  |
| <b>Power Consumption</b>     | 3.5 W  |

## 9. ACRONYMS

| ACRONYM      | COMPLETE TERM                             |
|--------------|---|
| <b>HDCP</b>  | High-bandwidth Digital Content Protection |
| <b>HDMI</b>  | High-Definition Multimedia Interface      |
| <b>HDTV</b>  | High-Definition Television                |
| <b>VGA</b>   | Video Graphics Array                      |
| <b>WUXGA</b> | Widescreen Ultra Extended Graphics Array  |



**CYPRESS TECHNOLOGY CO., LTD**

Home page: <http://www.cypress.com.tw>